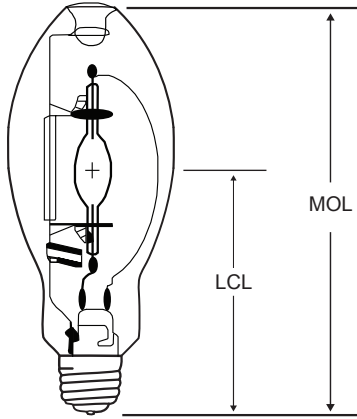
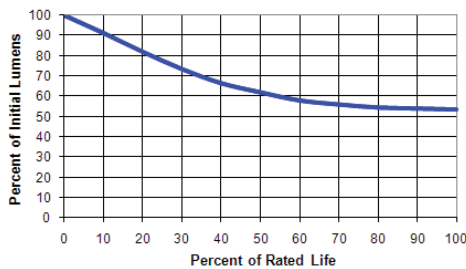


12/8/2011

**Metal Halide  
175 Watt ED17 (Clear) Lamp**



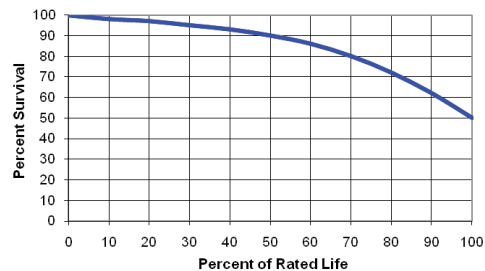
**TYPICAL METAL HALIDE LAMPS**  
Typical Lumen Maintenance Curve



Project:	
Catalog#:	
Approved by:	

Ordering Information	
Howard Catalog Number (Ordering Code)	MH175/U/MED
UPC Code	01110
ANSI Designation	M57/E
Description	Metal Halide
Package Quantity	12
Physical Characteristics	
Bulb Size	ED17
Bulb Finish	Clear
Base	Medium
MOL (Maximum Overall Length) (in.)	5.44
LCL (Light Center Length) (in.)	3.38
Operating Characteristics	
Lamp Watts (Nominal)	175
Approx. Initial Lumens	14,000
Approx. Mean Lumens	9,300
Average Rated Life (Hours)	10,000
Color Temperature (K)	4,200
CRI (Color Rendering Index)	65
Operating Position	
Universal	

**TYPICAL METAL HALIDE LAMPS**  
Typical Survival Curve



**Important:** Mercury-containing lamps must be recycled. Improper disposal can release mercury, which poses risks to both health and the environment. Please dispose in accordance with federal, state and local requirements.



To locate a collection site near you, enter your zip code at [lamprecycle.org](http://lamprecycle.org).

09/18/24

**Note:**

- WARNING:** THIS LAMP CAN CAUSE SERIOUS SKIN AND EYE INFLAMMATION FROM SHORT WAVE ULTRAVIOLET RADIATION IF THE OUTER ENVELOPE OF THE LAMP IS BROKEN OR PUNCTURED. DO NOT USE WHERE PEOPLE WILL REMAIN FOR MORE THAN A FEW MINUTES UNLESS ADEQUATE SHIELDING OR OTHER SAFETY PRECAUTIONS ARE USED. Lamps that will automatically extinguish when the outer envelope is broken or punctured are commercially available.
- When operated on ballasts having a sustaining voltage less than 270V, lamp life may be significantly reduced.
- Lamps classified as E-type are to only be used in suitably enclosed luminaires. Please see Howard HID Lamp Warning.
- Electrical Shock and Burn Hazard:** Do not remove or insert lamp when power is on. If outer glass bulb is broken, shut off power immediately and remove lamp after it has cooled.
- Protect lamp from direct contact with liquids to avoid breakage from thermal shock.
- This lamp must be used only with proper circuit and auxiliary equipment and suitable ballast.
- Do not scratch the glass of bulb or subject this lamp to undue pressure as either may cause lamp to break. Replace scratched, cracked, broken or damaged bulbs immediately.
- The lamp should be screwed firmly, but not forcibly, into the socket to reduce the possibility of loosening due to vibration. Use of excessive force may result in lamp breakage.
- Do not touch hot lamps with fingers, skin or any flammable material. Lamps may remain hot after being turned off.
- Keep combustible materials away from lamp during operation.
- Do not paint the lamp to prevent its overheating or breakage.
- This is a discharge lamp and requires some time to restart and come up to full brightness after a power interruption. Lamps may require 2 to 4 minutes to relight.
- Recycle lamps in accord with local, state, and federal disposal laws. See: [www.lamprecycle.org](http://www.lamprecycle.org).
- Specifications subject to change. Actual results may vary.