

3/22/2017

LIMITED QUANTITIES AVAILABLE

High Bay Aluminum 22" High Wattage (Open Bottom Reflector)

HPS / 1000 watts | MH / 1000 watts

Applications

Ideal for lighting warehouses, industrial, and retail facilities

Features

- Die-cast housing with electrical box (lamp included)
- Adjustable accessory bracket

Project:	
Catalog#:	
Approved by:	



HID/CFL Fixtures

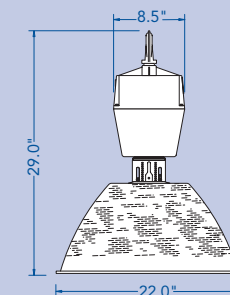
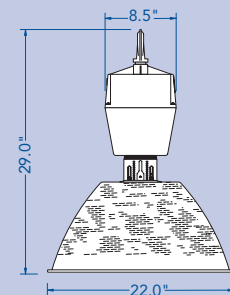
ORDERING INFORMATION

Catalog #	Watts	Volts †	Ballast	ANSI	Lamp Part #
HAL220-1000-HPS-4T	1000 HPS	4T	CWA	S52	LU1000
HAL220-1000-MH-5T	1000 MH	5T	CWA	M47/O	MP1000/BU

ACCESSORIES (sold separately)

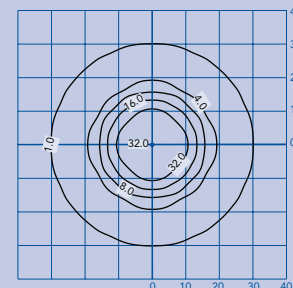
Catalog #	Description
22WG	Wire guard with stainless steel construction
22FG	22" flat glass
22CB	22" clamp band
QR	120v quartz restrike with socket, bracket, and dual contact bayonet (250 watt halogen lamp included)
HL	250 watt halogen lamp (fits 120v restrike socket and bracket)
SC	Insulated 3' steel safety cable with clear vinyl coating (includes a steel eye on one end and a loop on the opposite end)
SSH2	Malleable screw-shut hook
SPMRP	Swivel pendent mount round plate with a ball that allows the fixture to hang straight (mount to standard electrical box; fits 3/4" conduit)

DIMENSIONS



PHOTOMETRICS

400W MH @ 20' Mounting Height
Isofootcandles



† 4T = 120, 208, 240, 277 volts (pre-wired to 277)
5T = 120, 208, 240, 277, 480 volts (pre-wired to 277)

Specifications subject to change without notice.

