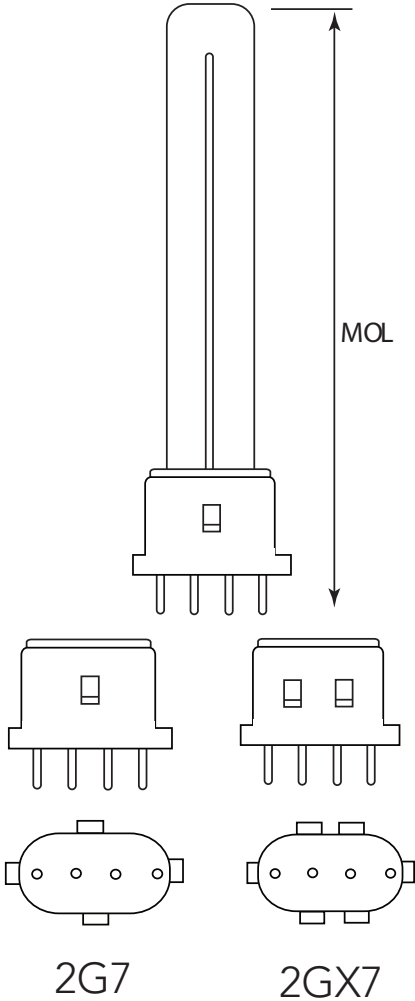


12/14/2011

**Compact Fluorescent Lamp - Plug-in
13 Watt Single Tube (4-Pin) for Electronic Ballast**

Compact Fluorescent Lamps



| | |
|--------------|--|
| Project: | |
| Catalog#: | |
| Approved by: | |

Ordering Information

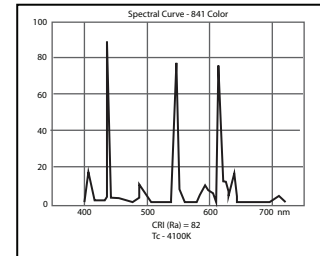
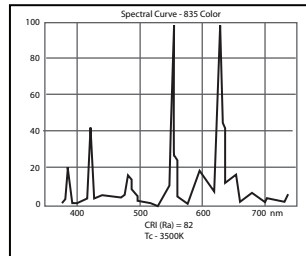
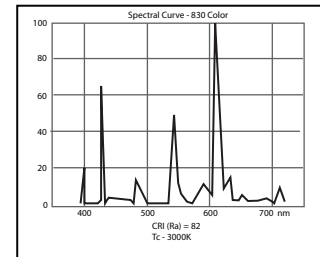
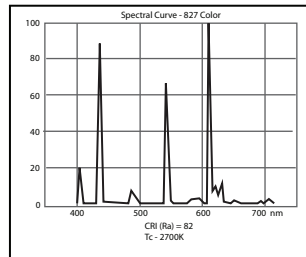
| | |
|---------------------------------------|---------------------|
| Howard Catalog Number (Ordering Code) | CF13SE/827 |
| UPC Code | 01378 |
| Description | Compact Fluorescent |
| Package Quantity | 50 |

Physical Characteristics

| | |
|------------------------------|-------------|
| Bulb | Single Tube |
| Base | 2GX7 |
| MOL (Maximum Overall Length) | 162 |

Operating Characteristics

| | |
|-----------------------------|-------|
| Lamp Watts (Nominal) | 13 |
| Approx. Initial Lumens | 800 |
| Approx. Mean Lumens | 720 |
| Average Rated Life (Hours) | 10000 |
| Color Temperature (K) | 2700 |
| CRI (Color Rendering Index) | 82 |



Note:

1. If the outer glass is broken, shut off the power immediately and remove the lamp after it has cooled.
2. Use within voltage limits recommended by ballast manufacturer.
3. Protect lamp base, socket and wiring against moisture, corrosive atmospheres and excessive heat.
4. Replace the lamp if the outer glass bulb has been scratched, cracked or damaged in any way.
6. Take care in handling and disposing of lamps.
7. Although this product meets TCLP, please dispose in accordance with federal, state and local requirements.

8. WARNINGS, CAUTIONS and OPERATING INSTRUCTIONS for

Compact Fluorescent Lamps: These lamps must be operated in fixtures designed for use with Compact Fluorescent Plug-in. The fixture wattage (rating) must match the wattage indicated on the outer glass bulb. Do not scratch the outer bulb or subject it to pressure as this could cause the outer bulb to crack or shatter. Operating the lamp improperly may result in **PERSONAL INJURY, PROPERTY DAMAGE, BURNS and FIRE.**

9. Specifications subject to change. Actual results may vary.