


**Fluorescent Emergency
Ballast 500 Lumens**



LED Test
switch included.

Project:	
Catalog#:	
Approved by:	

Warranty & Listings

- Five year warranty against defects in material and workmanship (lamps excluded).
- Meets UL924, NFPA 101 Life Safety Code, NEC, OSHA, Local and State Codes.
- UL Listed for damp locations (0°C – 50°C).
- Suitable for use in sealed and gasketed fixtures.

Lamp Compatibility

- Compatible with most one-, two-, three-, and four-lamp electronic standard and dimming AC ballasts.
- Operates one T5, T5HO, T8, T12, Circular T5/T9, U-bend T8/T12, 4-Pin CFL and long CFL lamp in emergency mode. Refer to the chart on the next page for a complete list of compatible lamps.

Illumination

- Works with or without an AC ballast to convert new or existing fluorescent fixtures in to unobtrusive emergency lighting.
- Operates one lamp in the emergency mode for a minimum of 90-minutes.
- Provides a maximum initial lumen output of 500 lumens.

Electrical

- Dual 120/277 voltage.
- Charge rate/power "ON" LED indicator light and push-to-test switch for mandated code compliance testing.
- 2.4v long life, maintenance-free, rechargeable sealed NiCd battery.
- Internal solid-state transfer switch automatically connects the internal battery to fluorescent lamp(s) for minimum 90-minute emergency illumination.
- Fully automatic solid-state, two rate charger initiates battery charging to recharge a discharged battery in 24 hours.
- Time delay enhancement to overcome end-of-life circuit-protection.

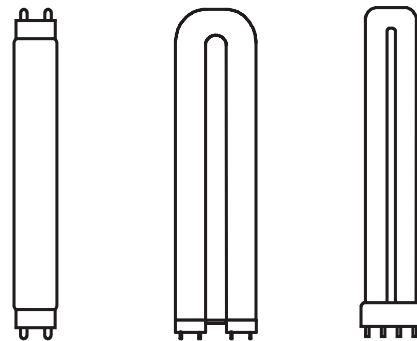
Mounting

- Suitable for installation inside, on top or in remote* of the fixture.
- Can be used in both switched and unswitched fixtures.
- UL Listed for factory or field installation.

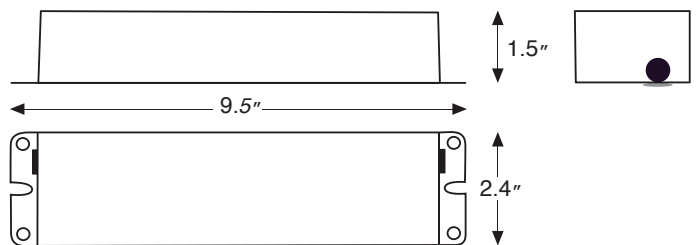
Housing

- Durable painted steel construction in white finish.
- Compact design fits most fluorescent fixtures.

* When battery packs are remote mounted, the remote distance cannot exceed 1/2 of the distance from ballast to lamp specified by the A.C. ballast manufacturer. The maximum allowable remote mounting distance is 50 feet.



Dimensions



Fluorescent Emergency
 Ballast 500 Lumens

Project:	
Catalog#:	
Approved by:	

Electrical Information

CATALOG NUMBER	INPUT WATTS (W)		INPUT AMPS (A)	
	120V	277V	120V	277V
BAL500TD	2.5	2.7	0.27	0.25

Lamp Compatibility Chart

LAMP TYPE	WATTS	INITIAL LUMENS	LAMP TYPE	WATTS	INITIAL LUMENS	LAMP TYPE	WATTS	INITIAL LUMENS
		1-Lamp			1-Lamp			1-Lamp
T5	21	450	T8	32	500	Circular T9	20	325
T5	28	500	T12	25	400	Circular T9	32	350
T5HO	24	475	T12	30	425	Circular T5	22	375
T8	25	375	T12	34	450	U-Bend T8	32	425
T8	28	425	CFL 2G11	36	375	U-Bend T12	34	375

