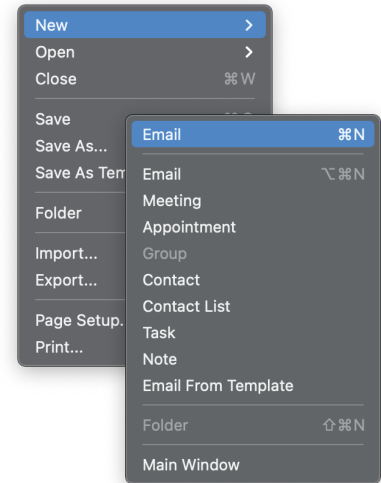


# How do I send out HOWARD Email Campaigns?

1. Save the "Sales Team .jpg Image" to your desktop.
2. Start a new Outlook Email.
3. Go to the "Format" tab in outlook > select Insert Picture > Then, choose the "Sales Team JPG Image" from your desktop.



1.

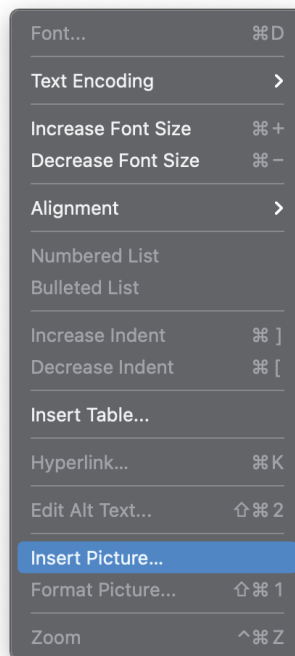
2.

4. Click the image > return to the format tab > select "HyperLink"

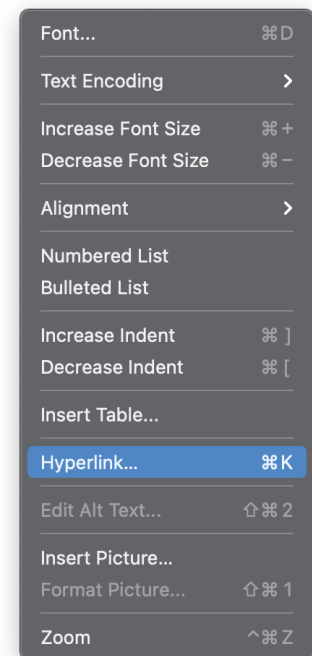


3.

5. Hyperlink the .jpg image with the web page, document, or other included link.
6. Place your customer email addresses into the bcc: field.
7. There is a subject line in the email design to use that in your email subject field. You may also create one of your own if appropriate.



4.



5.