

catchon[®]
An **ENA** Affiliate

HOWARD[™]
TECHNOLOGY SOLUTIONS

**TRANSFORM
DATA INTO
INSIGHT AND
INNOVATION**

NEW STUDENT-LEVEL DATA MODULE NOW AVAILABLE!

Track engagement at the student level

CatchOn is an expansive data analytics tool that lets education leaders see how students engage with technology no matter where they use their devices.

LEARN MORE AT
[www.howardcomputers.com/
brands/catchon/index.cfm](http://www.howardcomputers.com/brands/catchon/index.cfm)

Smarter EdTech. Transformative Results.

With education transcending the traditional classroom, staying on top of students' and educators' evolving use of EdTech is an ongoing challenge. Consider the experience of the average district we serve:

6%

Only 6% of apps in use have been approved

15x

The number of unknown apps in use is 15x higher than the number of total apps thought to be in use

Without better visibility into their communities' real-time technology use, districts cannot be sure that they are maintaining data security, efficiently allocating resources, or keeping students engaged with essential resources on and off campus.

Answer these questions to see how well your district is managing EdTech:

1. How are you monitoring student engagement?
2. How are you tracking each student's EdTech use on- and off-campus?
3. How are you using data to ensure your district's remote learning strategy is successful?
4. Are your students connected? Are they accessing their assigned curriculum?
5. How are you measuring your ROI to determine your technology budget?

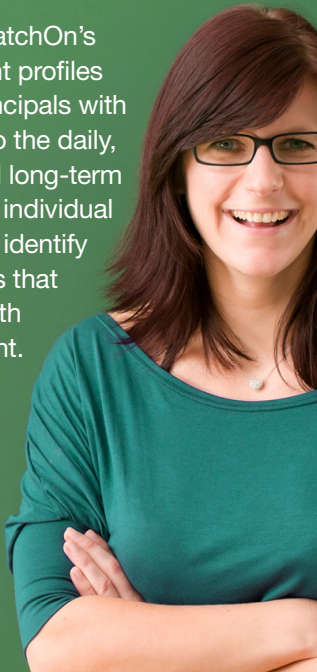
CatchOn engages the entire leadership team in data-driven dialogues to spur action that gets results. Here's how our transformative tool can help everyone in your district turn data into community-wide strategies.

Data-Driven Education In Action

PRINCIPAL:

Challenge: Differentiated instruction is key to promoting student success. However, with teachers stretched thin, it's challenging for principals to ensure students are using effective online tools.

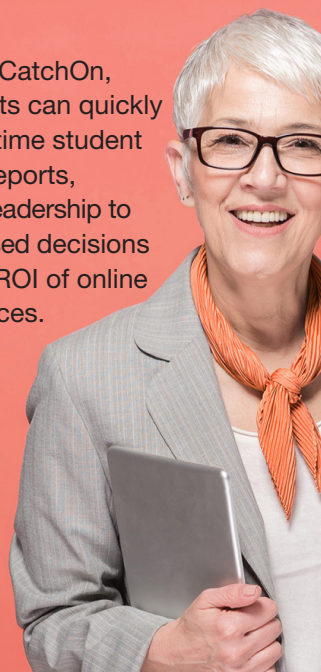
Solution: CatchOn's engagement profiles provide principals with visibility into the daily, weekly, and long-term activities of individual students to identify applications that resonate with each student.



SUPERINTENDENT

Challenge: Because of the significant technology investments superintendents have rapidly had to make, assessing and demonstrating the ROI of those purchases has become more critical and more challenging.

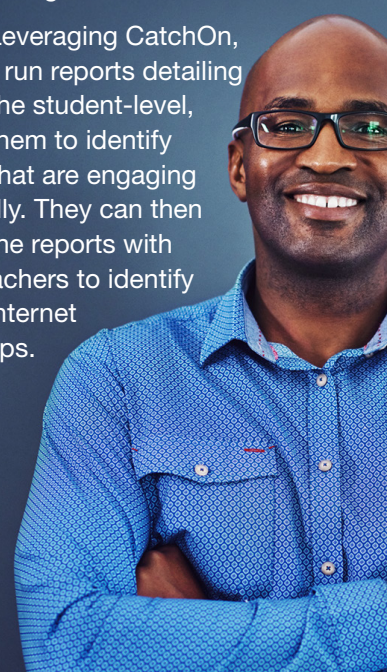
Solution: With CatchOn, superintendents can quickly generate real-time student engagement reports, empowering leadership to make data-based decisions regarding the ROI of online tools and devices.



CHIEF TECHNOLOGY OFFICER:

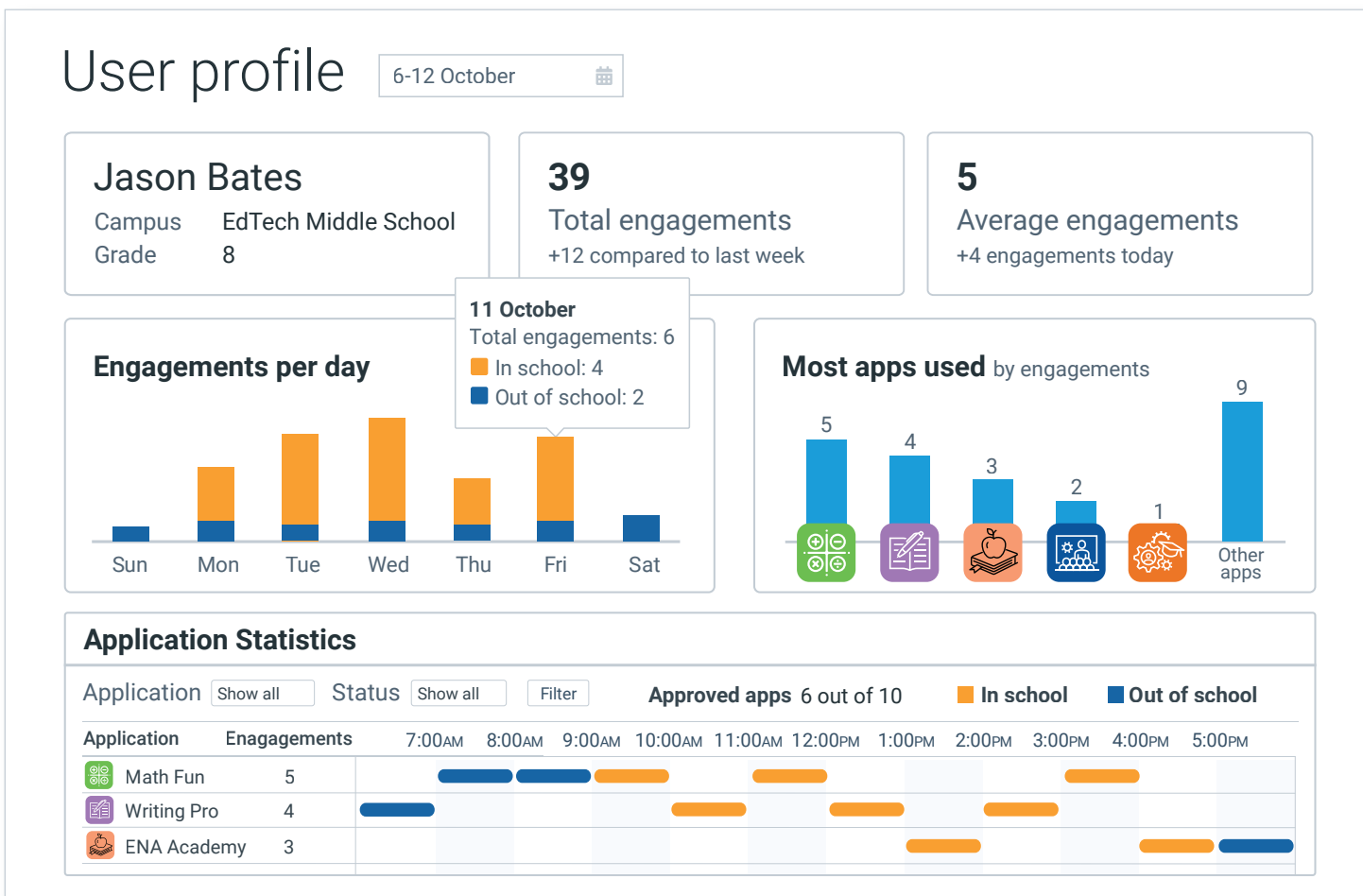
Challenge: Ensuring digital equity is critical. However, it can sometimes be a struggle for CTOs to identify which students do not have Internet access outside of the school building.

Solution: Leveraging CatchOn, CTOs can run reports detailing usage at the student-level, enabling them to identify students that are engaging sporadically. They can then circulate the reports with district teachers to identify possible Internet access gaps.



Student-Level Data for Student-Focused Strategies

CatchOn tracks every student's technology use, no matter where they use their devices, empowering education leaders to devise data-driven strategies customized to each student. CatchOn's add-on student-level data module allows districts to identify patterns of engagement and learning.



Custom Data Analytics

CatchOn's empowers education leaders to track, visualize, and analyze data at the student level to detect emerging trends and assess student performance both inside and outside the classroom.

CatchOn enables you to:

- Compare the efficacy of similar apps
- Monitor student engagement in any subject and within any timeframe
- Determine if a student needs more time on any given task
- Determine which applications best keep students engaged
- Analyze student engagement patterns to determine best practices
- Create clear progress reports for parents and students



Simultaneously track student-level and class-level performance!

The CatchOn Difference Is...



STUDENT ACHIEVEMENT

Immediate Reporting. Get up-to-the-minute results to keep students from falling behind
Student-Centered Analytics. Monitor and track student engagement at school and beyond



IMPROVED TRAINING

Professional Development. Identify training opportunities based on usage patterns
Confirmed Deployment. Ensure instructors are incorporating effective EdTech



WISE INVESTMENTS

Boost Efficiency. Identify which apps teachers are actually using to better allocate resources
Early KPIs. Measure the performance of new investments as soon as you make them



STUDENT DATA PROTECTION

Approved Applications. Share district-approved apps with teachers and parents
Rigorous Review. Monitor app usage to safeguard student privacy



TREND DETECTION

Eliminate Gaps in Data. Receive detailed reports on data at the district, school, class, and student level
Champion Network. Get performance data from our client schools to learn the latest improvements in Ed Tech



EFFECTIVE USAGE

Address Equity Gaps. Discover how students use their apps and devices, both inside and outside of class
Save Money. Find free or lower-cost alternatives to costly apps



SUBSCRIPTION MANAGEMENT

Waste-Free Tech. Get real-time, class-level data to know how many subscriptions and licenses are truly needed
Streamlined Renewal. Track when renewals are due to prevent gaps in service



CUSTOM VISIBILITY

Data Your Way. Customize the dashboard and reporting system to focus on your unique goals
Data Clarity. Bring your data to life with clear, detailed analysis to drive effective strategies

See how CatchOn can enhance your digital initiatives.

Learn more at

www.howardcomputers.com/brands/catchon/index.cfm



catchon
An ENA Affiliate

HOWARD
TECHNOLOGY SOLUTIONS

For more information about CatchOn please visit www.howardcomputers.com/brands/catchon/index.cfm or contact us at elmiller@howard.com.