


Quick Start Guide and Terms & Conditions

Read this document before operating the device

SAMSUNG Galaxy Tab A8

Printed in Korea
GH68-54147A


Get to know your device



Side key
Power / Lock
Volume

Camera

Charging port

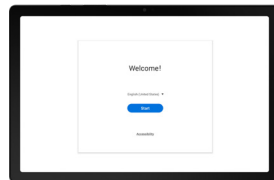


Camera

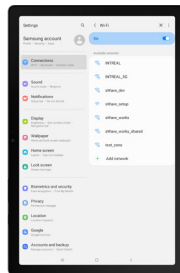
Use only Samsung-approved chargers and cables. Damage caused by use of accessories not approved by Samsung is not covered by warranty.

Get connected

Follow setup screens and transfer content to your new device



Connect your device to Wi-Fi
tap Settings > Connections > Wi-Fi



Do more

Scan the code with your old device for more information on how to switch



or visit
kaywa.me/switchtogalaxy

Find the user manual on your device



Get help

samsung.com/us/support
youtube.com/samsungcare
samsung.com/us/support/simulators

Terms & Conditions

Read this document before operating the mobile device, accessories, or software (defined collectively and individually as the "Product") and keep it for future reference. This document contains important Terms and Conditions. Electronic acceptance, opening the packaging, use, or retention of the Product constitutes acceptance of these Terms and Conditions.

You can obtain a copy of the complete Terms and Conditions and Samsung Standard One-year Limited Warranty by contacting Samsung at the address or phone number provided in this document.

Arbitration Agreement - This Product is subject to a binding Arbitration Agreement between you and SAMSUNG ELECTRONICS AMERICA, INC. ("Samsung"). You can opt out within 30 calendar days of purchase: email optout@sea.samsung.com or call 1-800-SAMSUNG (726-7864) and providing the applicable information.

The Arbitration Agreement, Standard One year Limited Warranty, End User License Agreement (EULA), and additional Health, Safety and Device care information, including:

- Device Temperature
- Samsung Knox security platform
- Maintaining Dust and Water Resistance (IP rating)
- Location, Navigation, GPS and AGPS
- Wireless Emergency Alerts (WEA)

are available at:

English:
www.samsung.com/us/support/legal/mobile

Spanish:
www.samsung.com/us/support/legal/mobile-sp

This information is also on the device:

Settings > **About phone** or **About device** or **About tablet** > **Legal information** > **Samsung legal** or, search for “**Legal**”

You can view the Federal Communications Commission (FCC) certification, if applicable, by opening **Settings** > **About phone** or **About device** or **About tablet** > **Status** or **Status information**

Energy Star

As an ENERGY STAR® Partner, Samsung has determined that this product meets the ENERGY STAR Guidelines for energy efficiency. Samsung is a proud ENERGY STAR Partner and commits to meet the guidelines for this product to be ENERGY STAR certified. By selecting an ENERGY STAR certified product, you reduce greenhouse emissions, save energy, and can lower operating cost. For more information, see www.energystar.gov/



- The Power Management setting of this product has been enabled by default and has various timing settings (of up to 10-30 minutes).
- To change this in Settings, go to the **Display** menu > **Screen timeout** option.

This product can be awakened from sleep mode by pressing the Power button.

Diagnostic software

This device may be equipped with diagnostic software reporting usage and performance information used to assess, deliver and improve network quality and the overall device experience to wireless customers. Please refer to your service provider's terms and conditions or privacy policy for more information.

Specific Absorption Rate (SAR) certification information

For information visit:

- www.fcc.gov/general/radio-frequency-safety-0
- www.fcc.gov/encyclopedia/specific-absorption-rate-sar-cellular-telephones
- www.samsung.com/sar

Exposure to Radio Frequency (RF) signals

For information, visit www.samsung.com/us/support/legal/mobile then select **Health and Safety Information** > **Radio Frequency (RF) signals**

Samsung mobile products and recycling

WARNING! Never dispose of batteries in a fire because they may explode. Do not disassemble, crush, puncture, heat, burn or reuse batteries. For more information, visit: www.samsung.com/recycling or call 1-800-SAMSUNG.

FCC Part 15 Information and Notices

This device complies with part 15 of the FCC Rules.

Operation is subject to conditions: (1) This device may not cause harmful interference, and (2) this device must accept any interference received, including interference that may cause undesired operation.

Emergency calls

Emergency calls may not be possible on all wireless mobile device networks or when certain network services and/or mobile device features are in use. Check with local service providers. If certain features are in use (e.g. call blocking) you may first need to deactivate those features before you can make an emergency call.

Pacemaker and implantable medical devices

CAUTION! Persons who have implantable medical devices should consult their health care provider before using mobile electronic devices. For more information, visit www.samsung.com/us/support/legal/mobile then select **Health and Safety Information** > **FCC Part 15 Information and Notices**

Samsung Electronics America, Inc.

85 Challenger Road

Ridgefield Park, NJ 07660

Phone: 1.800.SAMSUNG (726-7864)

Internet: www.samsung.com