



MEDICAL CART SOLUTIONS



Distributed by





Howard Medical

A division of Howard Industries that specializes in technology and Point-of-Care carts—the first of which was built in 2001.

Your mobile Electronic Medical Records and Electronic Medication Prescribing Solution provider

Howard Medical was established in 2001 as a division of Howard Industries. Eighteen years ago, the need for Bar-Code Medication Administration (BCMA) at the U.S. Veterans' Administration hospital system precipitated the birth of Howard Medical. Since then, Howard Medical has led the way in mobile point-of-care cart solutions and BCMA. In fact, many of the computer-on-wheels' (COWS) most impactful innovations have been designed by the engineers at Howard Medical. Their research into ergonomics, high-efficiency power systems, long-lasting batteries, and durability, as well as insight into what caregivers and IT technicians want and need, has produced a cart that sold over 65,000 units through 2016.


Howard Medical offers carts that will support many computing solutions including: Tablets, iPads, Notebooks, Laptops, Thin Clients, Ultra Small Form Factors, All-in-Ones, and Touch-screens. Whether you need a cart with no power system or one with a superior battery/power system that can keep going for an entire shift and last for well over five years, Howard Medical has it. From no storage to plenty of storage for medication rounds, Howard Medical can configure the cart to your specific needs.

Our storage solutions have been designed with removable cartridges to help improve workflow efficiency of both the Pharmacy and Nursing departments. We offer complete cart customization with mounting solutions and accessories, such as barcode scanners, sharps containers, vital-sign monitors, cup dispensers, and more. Our exclusive, patented, electronic Steer Assist Technology has revolutionized the medical cart industry. By minimizing the force required to turn a moving cart, we've increased cart control and made it extremely easy to maneuver. In addition, independent height adjustments for both the worksurface and the monitor make it possible for users to find their ideal working height, whether sitting or standing. This, in turn, helps to reduce body aches and eyestrain.

These are just a few of the many features that make Howard Medical carts the most ergonomically friendly in the healthcare industry and the cart of choice in a great number of U.S. Veterans Administration hospitals and a majority of the large commercial hospital systems in the U.S.

WHY HOWARD MEDICAL

Our carts are designed with the healthcare setting clearly in mind, with a range of features expressly integrated to enhance patient care and ease workloads for nurses and other healthcare professionals. Howard's family of carts can be used in a variety of applications that include Charting and EPR, Medication Dispensing (ePMA), and Nursing Education. Our carts are engineered to meet the exacting standards of the healthcare industry and built tough enough to withstand daily use in the most demanding environments.



Powered Cart



Powered Cart



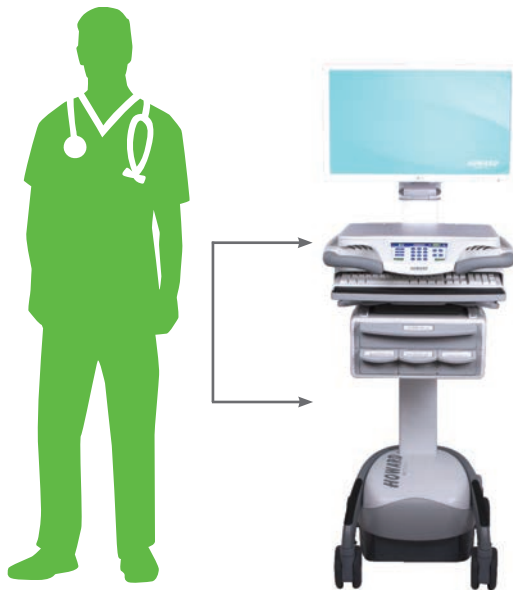
THE HOWARD ADVANTAGE: ERGONOMICS, EFFICIENCY, AND POWER

The HI-Care E, our most popular cart, offers full, class-exclusive features to automate, update, and communicate based upon the individual needs of your facility. These include:

The HI-Care E cart's negative/positive-tilt keyboard tray



The HI-Care E cart's adjustable, ergonomic handles



The minimal distance between the worksurface and patient bins means less bending for the user




Howard's patented Steer-Assist Technology allows end users to maneuver carts much more easily as they navigate around corners, through doorways, and in tight spaces.




Advanced battery technology may well be the most important decision you make when configuring a mobile cart solution, as it directly affects total cost of ownership, ease of use, and performance longevity. There are three battery technologies commonly used for powered carts in the healthcare industry. Howard Medical recommends the PowerMax 150 Lithium Iron Phosphate Battery due to its extended run times and prolonged life span.

44.8 AH LITHIUM IRON PHOSPHATE BATTERY



51.2 AH LITHIUM IRON PHOSPHATE BATTERY

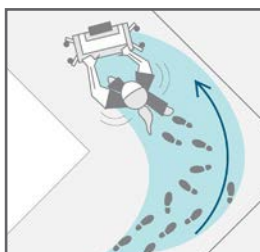


STEER-ASSIST TECHNOLOGY (SAT)

Steering Assist Technology (SAT) is a revolutionary concept that provides the functionality of steering casters for navigating turns yet retains the multi-directional properties of swivel casters when needed. The technology works by locking the steering rotation of the rear casters when the cart is in motion, which, in turn, eases maneuverability.

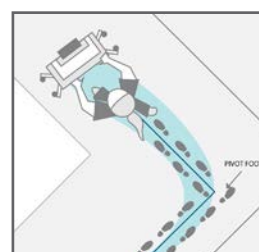
THE PROBLEM—NO ASSISTANCE

Efforts to turn a cart while it is in forward motion are subject to increased resistance, as the cart's swivel casters maintain a forward motion. More than the usual force is required to overcome forward momentum and change direction, forcing the pivot point onto one's lower back and hips.



THE SOLUTION—HOWARD STEER-ASSIST

When SAT is activated, the mechanism prevents the rear casters from swiveling freely. They are, instead, automatically positioned to follow the desired path. The cart's rear casters act as a pivot point, allowing corners to be turned "on a dime."



TELEHEALTH SOLUTIONS

Howard's virtual care and telehealth offerings range from easy-to-use kits to full all-in-one solutions for telehealth related communications. Our product offering combines high-level industry requirements with the precision engineering you have come to expect from Howard. Our uniquely designed technology is functional and practical for telemedicine projects of all sizes.



TELECARE CART



KUBI SWIFT CART



FLEX MOUNT



TELEHEALTH KIOSK



TELEHEALTH BACKPACK



COMPACT RUGGED TELEHEALTH KIT



TELEHEALTH SOFTWARE

Howard Medical has partnered with AMD Global Telemedicine

*Pictured are just some of the many Telehealth Solutions Howard has to offer

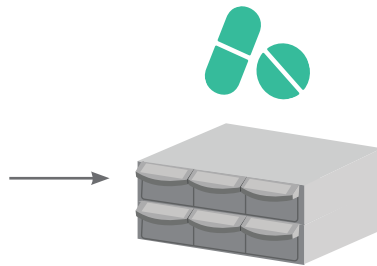
HOWARD'S ADVANCED MEDICATION DELIVERY SYSTEM

Maximize efficiency and ease workflows by utilizing Howard's unique, point-of-care interchangeable cassette system. This easy-swap exchange system makes it possible for medications to be cassette-transferred securely from pharmacy to patient bedside. Howard systems adapt easily to centralized or decentralized models. Streamline the medication dispensing process, increase accuracy, and help minimize potential medication errors.

HOWARD MEDICAL CASSETTE EXCHANGE CART FILL:HYBRID PATIENT MEDICATION DELIVERY SYSTEM



1. Pharmacy



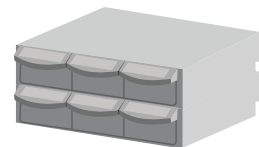
2. Patient medications are placed in individual bins with easy-swap cassettes



3. Cassettes are placed in a Transfer Cart and delivered to floor



5. Medications are dispensed to patient from HI-Care cart



4. Cassettes are placed in Hi-Care cart



TRANSFER CARTS

Maximize efficiency and ease workflows by teaming Howard Medical Transfer Carts with Point-of-Care carts. Utilizing our interchangeable cassette system, Transfer Carts make it possible for medications to be cassette-transferred securely from the pharmacy and stored in the Med-Hub units on patient floors or for them to be transferred directly to one of the carts. The Transfer Cart uses the same interchangeable cassette system as the other Howard carts and provides even more convenient storage.




- Transfer Cart options available for utilizing the same interchangeable cassettes of the selected, compatible Howard Medical Point-of-Care solution
- Capacity is 48-tiers for the HI-Care E cassettes
- Provides safe, convenient storage for all medications transferred from the pharmacy to patient floors
- Four lockable doors that fold back against cart ends
- Premium high-security key locks with interchangeable cores and available master keying
- 6" easy-glide casters with one braking caster and one steering caster on each end
- Push-handles integrated into both ends of the Transfer Cart

TRANSFER CART		
Overall Dimensions (in)	Width	42.0 [106.7]
	Depth	31.5 [80.0]
	Height	45.8 [116.2]
Caster Size (in)		6 [15]
Cassette Capacity	48 Single-Tier Cassettes	



HI-CORE

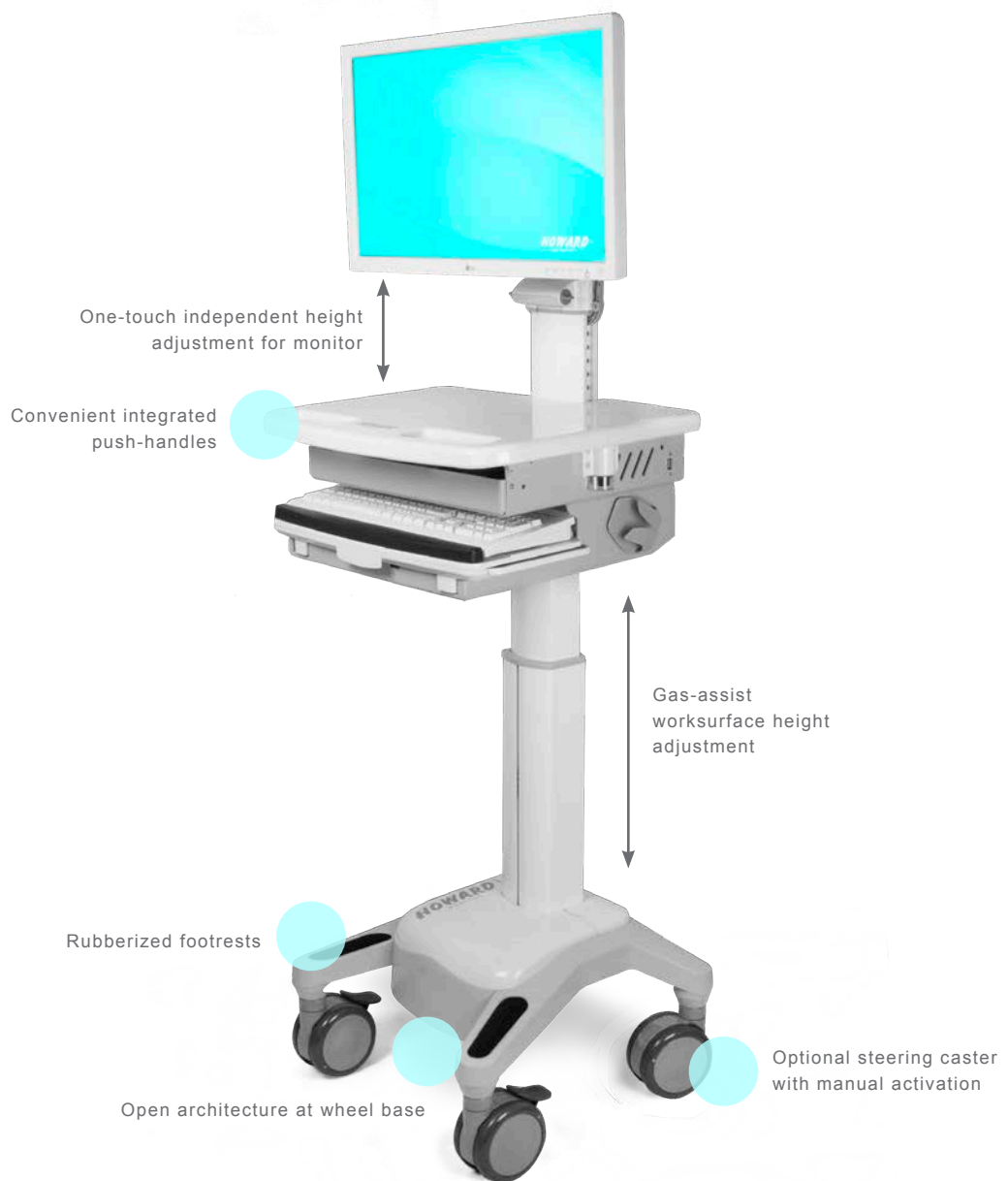


The HI-Core cart line is an innovative blending of convenience, customization, quality engineering, and affordability. Lightweight and easy to maneuver, this ergonomically designed line of carts sets the standard for mobility in point-of-care. All HI-Core carts can be easily configured as powered or non-powered.

FEATURES

- Small, lightweight cart with a simple, streamlined design
- Multiple accessory options available
- Spacious worksurface area (21.1" x 17.6") [53.6cm x 44.7cm]
- Convenient push-handles integrated into the front of the worksurface
- All HI-Core carts can be configured for power or non-power
- Cable management equipment and power bricks stowed under flip-up worksurface
- Gas-assist worksurface height adjustment (32.9" sitting to 44.9" standing) [83.6cm sitting to 114.0cm standing]
- Lift-assist button conveniently located on right side of cart
- Keyboard tray with mouse tray and wrist rest option available for all cart versions
- Single point-of-charge kit includes: fused AC inlet, 8ft [243.8cm] hospital-grade, coiled power cord, and AC power distribution with three receptacles for powering customer equipment
- Two tiers of configurable storage options: (2) single-tier drawers, (1) 2-tier drawer, or (1) single-tier and (1) hang-down drawer
- Storage security options include: non-locking, keyed lock, or electronic keypad lock
- (4) 5" [12.7cm] dual-wheel premium casters (2 locking casters on front)
- Optional steering caster with manual activation
- Available with multiple power options—choose the one that best fits your workflow
- UL and CE certified
- IEC 60601 certification





VERSATILITY

The HI-Core is a highly versatile workstation solution that offers multiple power, storage, and accessory options. Patient bins, locking mechanism, and computing device can be tailored to fit your facility's specific needs.



STANDARD KEYBOARD
KEY-LOCKING STORAGE



SLIMLINE KEYBOARD
KEYPAD LOCKING STORAGE



SLIMLINE KEYBOARD
KEYPAD LOCKING STORAGE



SLIMLINE KEYBOARD
KEY-LOCKING STORAGE



SLIMLINE KEYBOARD
HI-CORE NOTEBOOK CART
REGISTRATION CART



SLIMLINE KEYBOARD
DETENT-ONLY STORAGE





HI-CORE
NOTEBOOK CART



HI-CORE
LCD CART



HI-CORE
TABLET CART



HI-CORE
ALL-IN-ONE CART



HI-CORE
LCD CART
(POWERED)

multiple power, storage, and accessory options available

Some carts shown are not standard configurations. Please see separate detail documents for all options.



SPECIFICATIONS



HI-CORE TABLET CART

As more applications support tablet usage, the HI-Core Tablet cart, which can be configured to support a variety of tablets, provides an ideal platform for mobility.

- Lockable, universal tablet mount supports tablets with screen sizes ranging from 7.9" - 13" [20.1cm - 33cm], including Apple iPad Pro, iPad mini, Microsoft Surface, and Samsung Galaxy
- Key lock secures tablet in mount
- Tablet mount includes tilt, swivel, rotate, and height adjustments

HI-CORE				
		LCD Cart	AIO Cart	Tablet Cart
LCD Height (in [cm])	Min	10.3 [26.2]		
	Max	15.1 [38.4]		
LCD Height Adj. (in [cm])		4.8 [12.1]		
LCD Tilt Angle (deg)	Down	15°		
	Up	60°		
LCD Swivel Angle (deg)		+/- 45°		



HI-CORE NOTEBOOK CART

The HI-Core Notebook Cart's notebook can be secured on top or placed underneath the worksurface.

NOTEBOOK CART		
Notebook Support (in [cm])	Width	15.6 [39.6]
	Depth	12.3 [31.1]
	Height	1.4 [3.6]





HI-CORE LCD CART

The HI-Core LCD Cart configuration is a traditional Point-of-Care Cart setup for LCD screens with a small form factor personal computer.

- LCD carts are compatible with Small Form Factor PCs up to 14" W x 7" D x 2.85" H [35.6cm W x 17.8cm D x 7.2cm H]
- PC, cables, and power bricks stowed under flip-up worksurface
- VESA monitor mount has tilt, swivel, rotate, and height adjustment

HI-CORE	
	LCD Cart
LCD Size Support (in [cm])	24 [61.0]
LCD Weight Support (lbs [kg])	10 [4.5]



HI-CORE ALL-IN-ONE CART

The HI-Core All-In-One Cart configuration is compact and efficient, providing an optimized platform for your All-In-One computer solution.

- All-In-One carts are compatible with All-In-Ones up to 20lbs [9.1kgs]
- VESA monitor mount has tilt, swivel, rotate, and height adjustment
- Adding a battery-powered all-in-one PC to this configuration provides a complete, hot-swappable, economic solution.

HI-CORE	
	AIO Cart
LCD Size Support (in [cm])	24 [61.0]
LCD Weight Support (lbs [kg])	20 [9.1]



STORAGE

There are dozens of storage options available for the HI-Core. Choose any security option and any tier configuration.

TIER CONFIGURATIONS



(1) 2-TIER DRAWER



(2) 1-TIER DRAWERS



(1) 1-TIER DRAWER
(1) 2-TIER HANG-DOWN DRAWER

SECURITY OPTIONS



DETENT ONLY (NO LOCK)



KEYED LOCK



ELECTRONIC KEYPAD LOCK



- Detent only specific features:
 - Interlocking dividers included with each drawer
 - Drawers operate on Releasable Ball Bearing Slides
- Key locking specific features:
 - Interlocking dividers included with each drawer
 - Drawers operate on Releasable Ball Bearing Slides
 - Includes (2) keys for lock
- Keypad operated locking specific features:
 - Dividers included with all drawers
 - Programmable secure access to storage bins
 - Access to storage via keypad on bin module
 - Independent battery bypass for emergency access (requires 9V battery)
 - Visual indicator for code entry confirmation
 - Supports 1 unique user ID (4 digits)
 - Powered by easily replaceable button cell battery (CR2450)
 - Battery capable of up to 100,000 operations



KEYBOARD TRAYS

The HI-Core can be equipped with a standard keyboard tray or the space-saving slimline keyboard tray.



STANDARD KEYBOARD TRAY

- Max keyboard dimensions (17.8" W x 7.2" D x 1.8" H) [45.2cm W x 18.3cm D x 4.6cm H]
- Mouse tray slides out from beneath keyboard to right or left sides
- Includes mouse pouch with adhesive back to be positioned for optimal convenience
- Includes wrist rest
- Tray height adjusts with cart work surface (27.1" sitting to 39.1" standing) [68.8cm sitting to 99.3cm standing]
- Dual railing system provides more stability while typing (anti-bounce)



SLIMLINE KEYBOARD TRAY

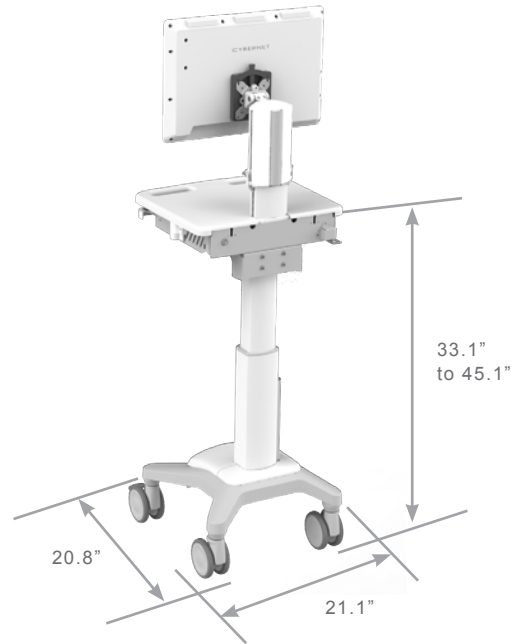
- Not Compatible with LCD/SFF or Laptop cart
- Max keyboard dimensions (16" W x 8" D x 1.3" H) [40.6cm W x 20.3cm D x 3.3cm H]
- Includes mouse pouch with adhesive back to be positioned for optimal convenience
- Includes wrist rest
- Tray height adjusts with cart worksurface (30.1" sitting to 42.1" standing) [76.5cm sitting to 106.9cm standing]
- Dual railing system provides more stability while typing (anti-bounce)



DIMENSIONS

The dimensions and data below are comparisons of the displayed design of HI-Core Carts. Contact your local Distec representative for further product dimensions.

PC COMPARTMENT		
PC Volume (in [cm])	Width	17.0 [43.2]
	Depth	9.6 [24.4]
	Height	3.5 [8.9]



OVERALL DIMENSIONS

HI-CORE					
		Notebook Cart	LCD Cart	AIO Cart	Tablet Cart
*Cart Weight (lbs [kg])	Non-Powered	70 [31.5]	92 [41.7]	100 [45.4]	76 [34.5]
	Powered	71.3 [32.3]	93.3 [42.3]	101.3 [45.9]	77.3 [34.5]
Overall Dimensions (in [cm])	Width	21.1 [53.7]			
	Depth	20.8 [52.7]			
Work Surface Assembly (in [cm])	Width	21.1 [53.7]			
	Depth	17.6 [44.7]			
	Height	4.2 [10.7]			
Work Surface Height Adj. (in)	Min	33.1 [84.1]			
		45.1 [114.6]			
Height Adj. Range		12.0 [30.5]			
Writing Surface Size	Width (in [cm])	21.1 [53.7]			
	Depth (in [cm])	11.2 [28.6]			
	Area (ft ² [cm ²])	1.7 [1533]			
Base Footprint (in [cm])	Width	19 [48.3]			
	Depth	19.75 [50.2]			
Caster Size (in [cm])		5 [12.7]			

* Weight with Howard Powermax 150 and 44.8 Ah battery

Measurements indicated by [] are metric



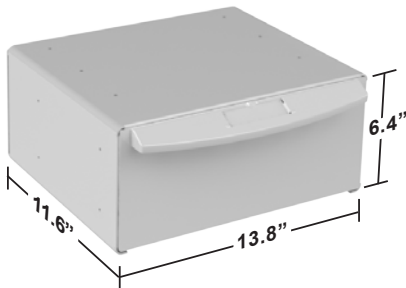
KEYBOARD TRAY DIMENSIONS



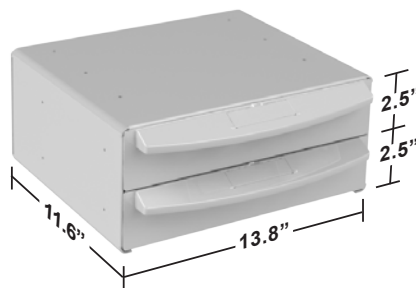
STANDARD KEYBOARD TRAY		
Keyboard Support (in [cm])	Width	17.8 [45.2]
	Depth	7.2 [18.3]
	Height	1.8 [4.6]
Keyboard Height Adj. (in [cm])	Min	27.1 [68.8]
	Max	39.1 [99.3]
Keyboard Tray Weight (lbs [kg])		11.5 [5.2]
Mouse Tray Size (in [cm])	Width	7.8 [19.8]
	Depth	7.3 [18.5]

SLIMLINE KEYBOARD TRAY		
Keyboard Support (in [cm])	Width	16.6 [42.2]
	Depth	7.1 [18.0]
	Height	1.8 [4.6]
Keyboard Height Adj. (in [cm])	Min	30.6 [77.7]
	Max	42.6 [108.2]
Keyboard Tray Weight (lbs [kg])		6.0 [2.7]
Mouse Tray Size (in)	Width	7.2 [18.3]
	Depth	6.0 [15.2]

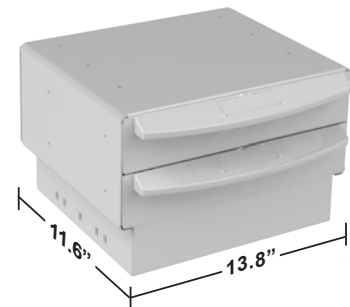
STORAGE DIMENSIONS



(1) 2-TIER DRAWER



(2) 1-TIER DRAWERS



(1) 1-TIER DRAWER
(1) 2-TIER HANG-DOWN DRAWER


HI-CORE					
		Notebook Cart	LCD Cart	AIO Cart	Tablet Cart
Drawer Dimensions (in [cm])	1-Tier Height	2.5 [6.4]			
	2-Tier Height	5.4 [13.7]			
	Depth	10.9 [27.7]			
	Width	12.2 [31.0]			

HI-CORE					
		Notebook Cart	LCD Cart	AIO Cart	Tablet Cart
Non-Locking Cabinet Size (in [cm])	Width	13.8 [35.1]			
	Depth	11.6 [29.5]			
	Height	6.4 [16.3]			
Locking Cabinet Size (in [cm])	Width	16.6 [42.2]			
	Depth	11.3 [28.7]			
	Height	6.4 [16.3]			



ACCESSORY OPTIONS

Howard offers several accessory mounting options that provide for a smoother and more sanitary workflow. In fact, Howard carts can be configured with a wide range of options and in hundreds of ways to fit your facility's specific needs and applications.



Accessory options may vary between carts.

Mounting locations are not available for all Howard carts.



POWER OPTIONS

HOWARD POWERMAX 150

Provides maximum run time, life span, and cycle life; lowering total cost of ownership and delivering a reliable clinical workstation.



44.8 AH LITHIUM IRON PHOSPHATE BATTERY

- 44.8 Ah / 573 Wh **Lithium Iron Phosphate Battery**
- 150W inverter
- Run time: 11 +/- hours (full charge to 0% charge)
- Battery life expectancy: 5+ years
- 3-year lithium iron phosphate battery defect warranty
- 3-year lithium iron phosphate battery performance
- 5-year optional warranty upgrades available




51.2 AH LITHIUM IRON PHOSPHATE BATTERY

- 51.2 Ah / 655 Wh **Lithium Iron Phosphate Battery**
- 150W inverter
- Run time: 12.5 +/- hours (full charge to 0% charge)
- Battery life expectancy: 5+ years
- 3-year lithium iron phosphate battery defect warranty
- 3-year lithium iron phosphate battery performance warranty
- 5-year optional warranty upgrades available



HI-CARE

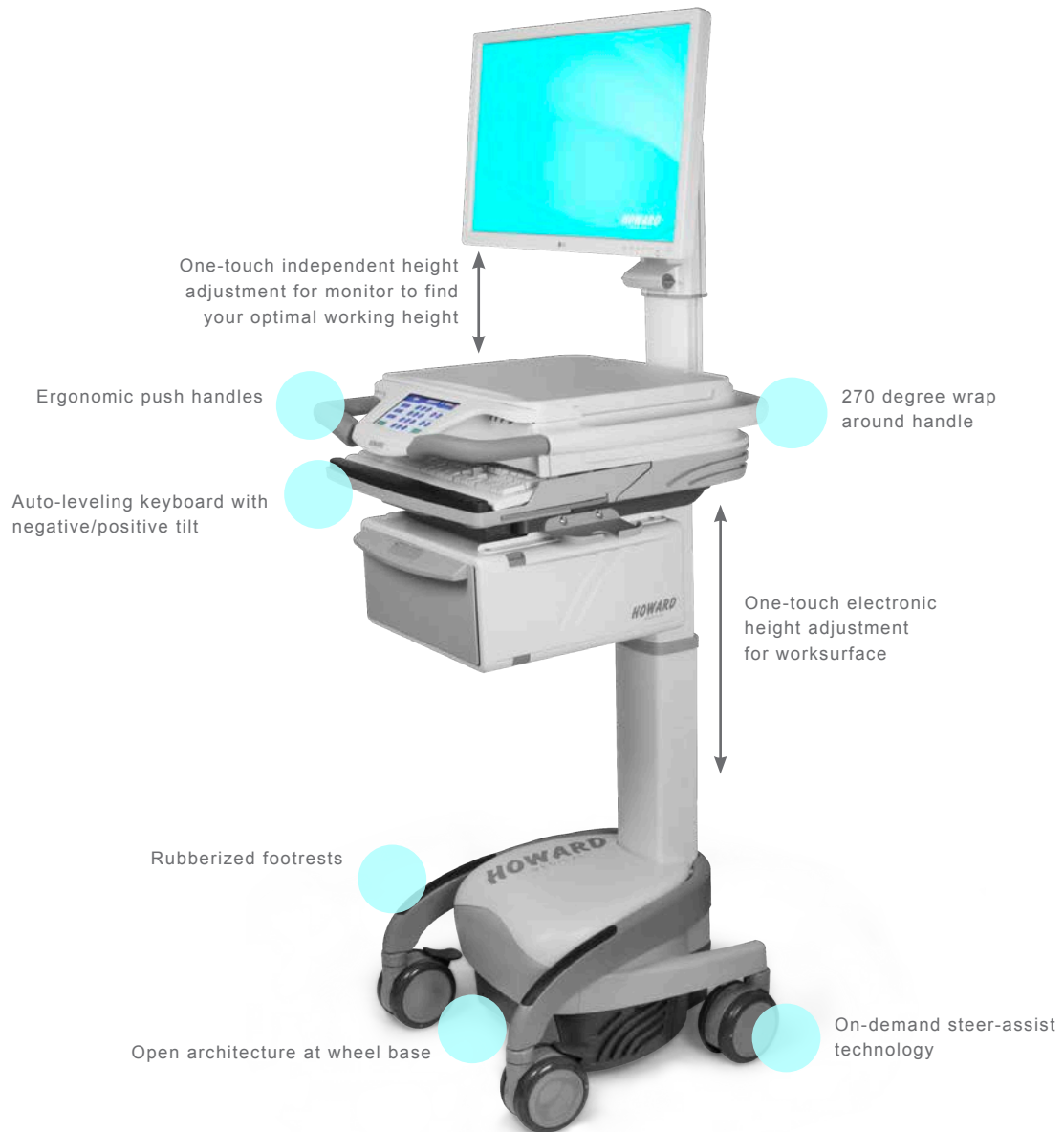


The HI-Care cart is an industry-leading, ergonomic, mobile solution with a flexible design that can be tailored to fit multiple and varying workflows. It is our most popular cart, offering full, class-exclusive features to automate, update, and communicate based upon the individual needs of your facility.

ERGONOMIC FEATURES

- The minimal distance between the worksurface, keyboard tray, and patient bins reduces unnecessary arm movements and bending
- Ergonomic, adjustable push-handles with soft-touch grip on front of cart are available
- 270° wrap-around handle on sides and rear provide ease of maneuverability
- Rubberized foot rests on each side of the cart allow for a more relaxed stance and help relieve fatigue.
- Slide-out keyboard tray with integrated wrist rest (max keyboard dimensions 18.2" W x 7.5" D x 1.6" H) [46.2cm W x 19.1cm D x 4.1cm H]
- Keyboard is auto-leveling, with a -15 degree negative-tilt and a positive-tilt up to 6 degrees
- Open architecture at wheel base allows end user to maintain their normal walking stride
- One-touch worksurface height adjustment allows for a full sit/stand range of motion
- The HI-Care Carts have a centralized control panel that enables the user to access all of the cart features easily.
- Available with Howard exclusive, on-demand steer assist technology (SAT)
- When SAT is engaged, the rear casters act as pivot points, easing navigation and stabilizing the cart. This allows end users to navigate around corners, through doorways, and make other changes in direction with minimal effort.





FEATURES

- Central control panel with convenient electronic worksurface and monitor height adjustment, lighting controls and storage management
- VESA monitor mount has tilt, swivel, and rotation adjustments
- Flexible storage configurations with add-on capability can be customized to fit multiple workflows
- Universal accessory mounting locations on rear of cart and on monitor mount (choose from 12+ optional accessories)
- Large, raised-edge worksurface area (17"W x 14.3"D) [43.2cm W x 36.3cm D] with translucent protective cover
- Medical grade (all touch surfaces)
- Dedicated cable management area with easy-access panels to manage and house excess cables
- Integral AC power distribution with 6 AC receptacles for powering customer equipment
- Large, fan-cooled, PC compartment (17.1"W x 12.5"D x 3.2"H) [43.4cm W x 31.8cm D x 8.1cm H]
- Includes 4-port USB Hub
- Battery fuel gauge
- 8ft coiled power cord with hospital-grade AC plug with dual integrated hooks and integrated pull loop (Hospital Grade)
- (4) 5" [12.7cm] dual-wheel premium casters (2 locking casters on front)
- Tool-less battery cover (snap-on) and tool-less battery and power supply replacement
- The easy-swap cassettes allow them to be swapped easily between the HI-Care and a Transfer Cart
- Standard power module (smart charger) with intake filter
- Available with multiple power options, so you can choose the one that best fits your work process
- Remote cart monitoring and management software
- Advanced electronics that are optional for the HI-Care include drawer sensing, automatic drawer lighting, and drawer ajar alarm
- Mouse surface and mouse holder (left or right)
- Cart and cart accessories ship fully assembled in one box for convenience
- UL and CE certified
- IEC 60601 certification



The HI-Care E's Easy Touch Membrane Keypad





HI-CARE E
NO STORAGE



HI-CARE E
2-TIER STORAGE



HI-CARE E
6-TIER STORAGE



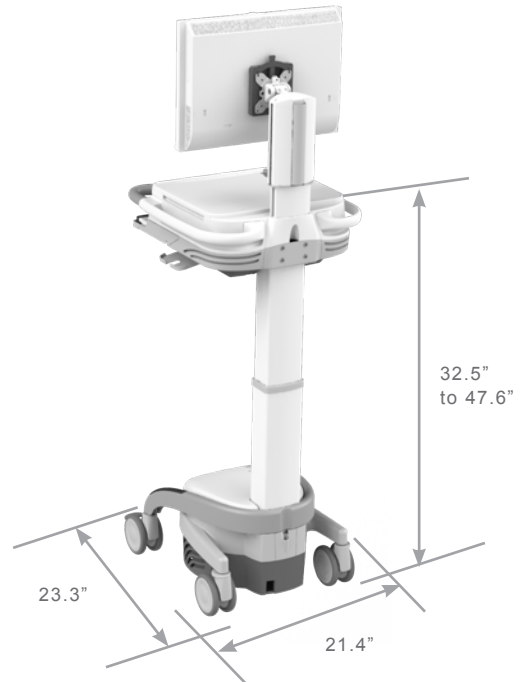
HI-CARE E
4-TIER STORAGE

*Pictured are just some of the many thousands of storage combinations Howard has to offer

DIMENSIONS

The dimensions and data below are comparisons of the various HI-Care carts. Contact your local Howard representative for further information.

PC COMPARTMENT		
PC Volume (in [cm])	Width	17.1 [43.4]
	Depth	12.1 [30.7]
	Height	3.2 [8.1]

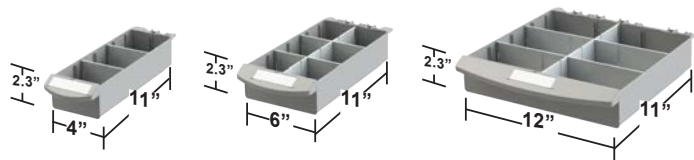


OVERALL DIMENSIONS

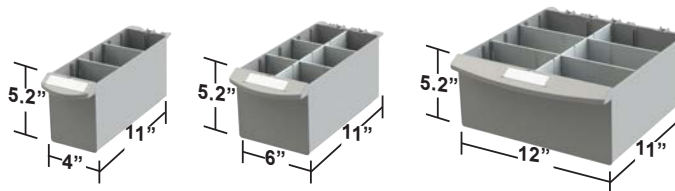
HI-CARE E					
Storage		No Storage	2-Tier	4-Tier	6-Tier
*Cart Weight (lbs [kg])	Non-Powered	86 [39.0]	99 [44.9]	108.1 [49.0]	121.6 [55.2]
	Powered	112 [50.8]	125 [56.7]	134.1 [60.8]	147.6 [67.0]
Overall Dimensions (in [cm])	Width	21.4 [54.4]			
	Depth	23.3 [59.2]			
Work Surface Assembly (in [cm])	Width	21.4 [54.4]			
	Depth	23.3 [59.2]			
	Height	8.3 [21.1]			
Work Surface Height Adj. (in [cm])	Min	32.5 [86.2]	32.5 [86.2]	34.1 [86.6]	40.7 [103.4]
	Max	47.6 [120.9]			
Base Footprint (in [cm])	Width	19 [48.3]			
	Depth	20 [50.8]			
Caster Size (in [cm])		5 [12.7]			
Writing Surface Size (in [cm])	Width (in)	17 [43.2]			
	Depth (in)	14.3 [36.2]			
	Area (ft ² [cm ²])	1.65 [1533]			
Height Adj. Range (in [cm])		15.1 [38.4]	15.1 [38.4]	13.5 [34.3]	6.9 [17.5]

*Weight with Howard Powermax 150 and 44.8 Ah battery





1-Tier



2-Tier

BINS		
Height (in [cm])	1-Tier	2.3 [5.8]
	2-Tier	5.2 [13.2]
Depth (in [cm])		11 [27.9]
Width (in [cm])	3-Across	12 [30.5]
	2-Across	6 [15.2]
	1-Across	4.01 [10.2]

Bin dividers are included with bins



STORAGE

Howard's innovative storage options ensure that you get the features you want and the capacity you need. Drawers unlock via the keypad console. Electronic locking storage also comes with a manual keyed bypass in case of a power failure.

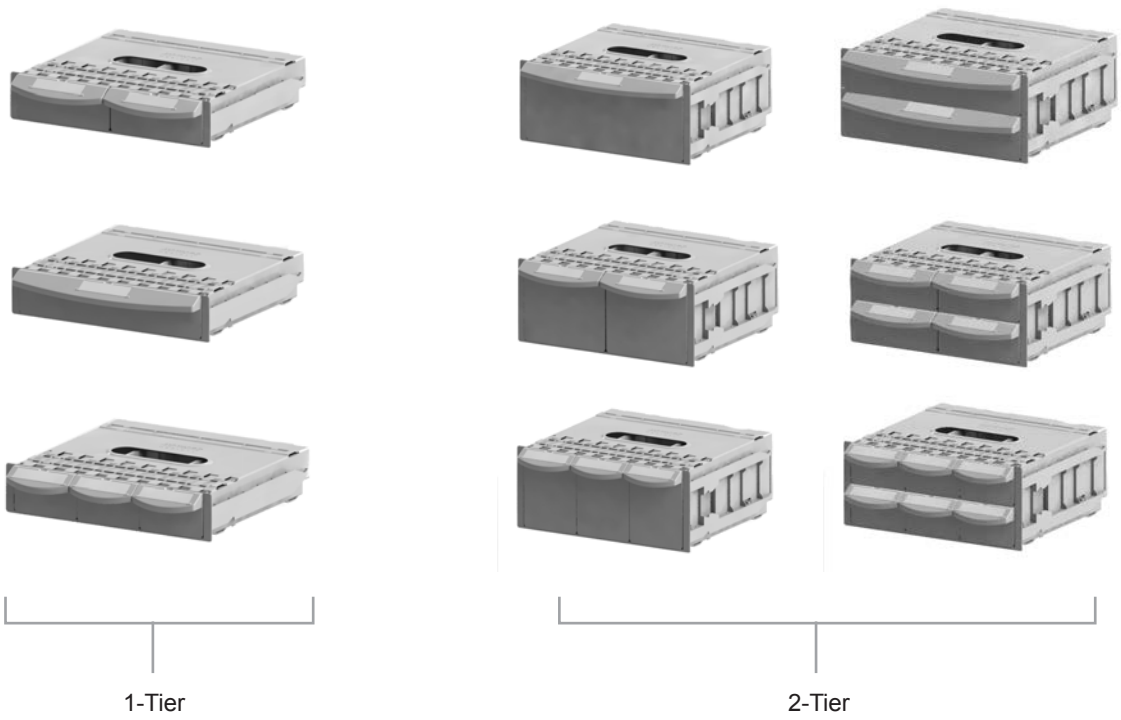


FEATURES

- Storage can be easily upgraded or reconfigured by user
- Med Drawer lighting for continuous use in low light conditions without disturbing your patient
- Programmable secure access to storage drawers and patient bins via keypad on the cart's centralized control panel
- Independent bypass key for manual emergency access
- Automatic relock with adjustable timer (6 seconds - 1 hour)
- Audible beep for code entry confirmation
- Supports up to 2000 unique user IDs (3-8 digits)
- On Screen drawer configuration and status via included Med Display software
- Local management of user IDs and locking system settings via included Med Display software
- Remote management of user IDs and locking system settings via included Med Manager software
- User ID, time, and date of each unlock event is stored in an audit log
- Locking system status displayed by LEDs on the cart's centralized control panel
- Powered by cart power system
- Optional independent narcotics security
- Configurable secure storage options
- Patient bins are in quick-swap cassettes
- Dividers included with all drawers and patient bins
- Envelope and hang-down drawers are available



CASSETTE OPTIONS



- Provides configurable secure storage
- Installed onto the cart frame below the keyboard drawer



POWER OPTIONS

HOWARD POWERMAX 150

Provides maximum run time, life span, and cycle life; lowering total cost of ownership and delivering a reliable clinical workstation.



44.8 AH LITHIUM IRON PHOSPHATE BATTERY

- 44.8 Ah / 573 Wh **Lithium Iron Phosphate Battery**
- 150W inverter
- Run time: 11 +/- hours (full charge to 0% charge)
- Battery life expectancy: 5+ years
- 3-year lithium iron phosphate battery defect warranty
- 3-year lithium iron phosphate battery performance warranty
- 5-year optional warranty upgrades available


51.2 AH LITHIUM IRON PHOSPHATE BATTERY

- 51.2 Ah / 655 Wh **Lithium Iron Phosphate Battery**
- 150W inverter
- Run time: 12.5 +/- hours (full charge to 0% charge)
- Battery life expectancy: 5+ years
- 3-year lithium iron phosphate battery defect warranty
- 3-year lithium iron phosphate battery performance warranty
- 5-year optional warranty upgrades available



ACCESSORY OPTIONS

Howard offers several accessory mounting options that provide for a smoother and more sanitary workflow. Howard carts can be configured with a wide array of options and in hundreds of ways to fit your facility's needs and applications.



Accessory options may vary between carts.






Mounting locations are not available for all Howard carts.



CART SOFTWARE

Howard's specialized software solutions come standard with the cart, enabling you to manage your assets more effectively by optimizing cart performance and maximizing availability. With features such as remote monitoring and configuration, as well as data and event logging, you have instant access to vital information about cart power and medication dispense systems at no additional cost.

POWER MANAGER'S top administrator creates the accounts of users and assigns permissions of:

-  Multi-level admin. accounts
-  Alarm Profiles
-  Notification Groups
-  Device Groups
-  Device Profiles

POWER MANAGER




Power Manager is a powerful web-based tool for remote monitoring and management of cart power systems for your entire fleet of Howard Medical carts. The application runs as a web service, allowing easy access by an administrator anywhere on your network via a web browser. Carts on your network will automatically "call home" to Power Manager, announce themselves and request to be managed, then periodically "call home" to report power system data. Power Manager provides administrators with detailed control over power system data logging, alarm thresholds, and notification rules used for real-time alarm notification. Data from cart power systems throughout your fleet is continuously pushed up to and stored in Power Manager for later review. Robust data mining and reporting tools are available to analyze collected cart power system data, or you can export the data for further analysis using 3rd party tools. Power Manager also keeps track of the last two wireless access points used by each cart to "call home," thus providing a simple way to track recent cart movement and determine the last known location of carts that have gone offline. Power Manager can be used with all Howard carts.

-  Overload
-  10% Battery Capacity
-  Alarm Volumes

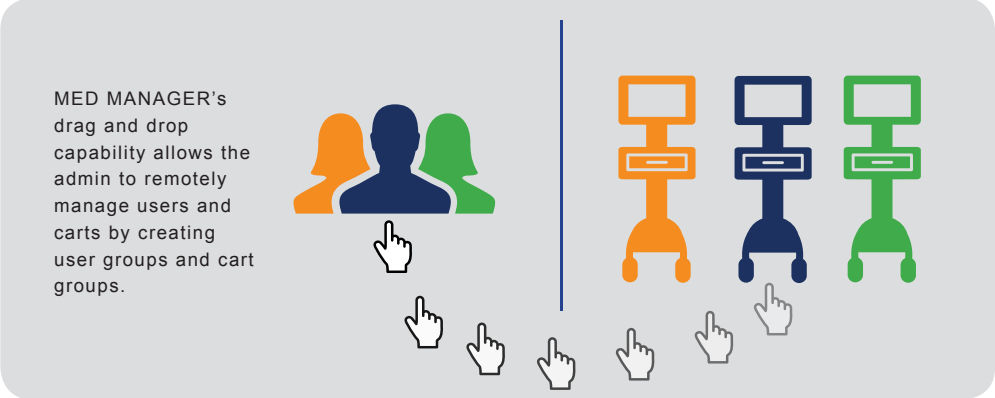
Set your own alerts across multiple parameters throughout the cart fleet.

POWER DISPLAY

Power Display is a web-based tool that runs on each cart's local computing device, providing direct access to power supply data and communication with Power Manager. Power Display also provides a small on-screen battery fuel gauge that displays real-time battery capacity and charging state. The web interface provided by Power Display allows you to view the cart's real-time power data, power data logs, and event data logs from a browser either locally (at the cart) or from any location on the network. The Power Display background service, which is transparent to local users, handles communication with Power Manager, periodically "calling home" to report power system data.

-  Provides data graphs on historical power performance
-  Periodically logs power supply data
-  Allows you to set battery capacity alarm values locally (10%, 05%)





MED MANAGER enables you to set up cart profiles with cart group settings including:


-  Relock Timers
-  Narcotic Access Codes
-  Manager Codes
-  Call Home Intervals
-  Pharmacy Codes
-  Alarm Volumes

MED MANAGER

Med Manager is a powerful web-based tool for remote management of cart settings and med drawer access permissions for your entire fleet of Howard Medical carts. The application runs as a web service, allowing easy access by an administrator anywhere on your network via a web browser. Carts on your network will automatically “call home” to Med Manager, announce themselves and request to be managed, then periodically “call home” to check for new data. Med Manager provides administrators with detailed control over cart behavior and user permissions, individually or in groups. Data from carts throughout your fleet, including general cart configuration and detailed information regarding which drawers were accessed, when, and by whom, is continuously pushed up to and stored in Med Manager for later review. Robust data mining and reporting tools are available to analyze cart, user, and med drawer access data, or you can export the data for further analysis using 3rd party tools. Med Manager also keeps track of the last two wireless access points used by each cart to “call home,” thus providing a simple way to track recent cart movement and determine the last known location of carts that have gone offline. Med Manager can be used with all Howard carts that include electronic locking storage and with X series carts with or without storage.

MED DISPLAY

Med Display is a Windows application that runs on each cart's local computing device, providing direct access to local med drawer cabinets, cart settings, audit records, and drawer calibration. The Med Display background service, which is transparent to local users, handles communication with Med Manager and periodically “calls home” to report any new audit data and retrieve any pending cart updates.



MED DISPLAY'S simple user interface provides an on-screen keypad and visual drawer status to alert the user of any open drawers after relock.

WARRANTY

Howard Medical and Debetrek's commitment to providing unmatched customer service and support continues long after a sale is final. Our friendly AU-based team of experts will answer your questions about the product, hardware setup, and installation.



Standard Limited Warranty on Powered Medical Carts:

- 3-year standard warranty
- 3-year mechanical
- 3-year electrical
- 3-year lithium phosphate battery defect
- 3-year lithium phosphate battery performance

Standard Limited Warranty on Non-Powered Medical Carts:

- 3-year standard warranty
- 3-year mechanical

Upgraded Limited Warranty on Powered Medical Carts:

- 5-year mechanical
- 5-year electrical
- 5-year lithium phosphate battery defect
- 5-year lithium phosphate battery performance

Computers and Other Peripheral Devices:

- See manufacturer's warranty

For our full warranty information, please visit <https://www.howardcomputers.com/support/warranties.cfm>




PROFESSIONAL SERVICES

The Debetrek Professional Services Team has technical specialists in **AU** and is known as one of the industry's premier service providers, with a history of successfully serving clients for more than two decades. Our dedicated employees are completely focused on customer satisfaction, giving Debetrek the resources to provide a solution that is just right for you. Whether your project is large or small, single-site or across multiple facilities, you can trust our experience to work for you!



Deployment Consultation




In-Service Training



Technical Integration & Setup
Training / Consultation



On-Site Setup and Integration



On-Site Repair



Preventative Maintenance

We Also Offer:

- Technical Training
- Equipment Cleaning With Disinfectants
- Service Level Agreement
- Product Removal and Recycling
- Technology Installation
- Annual Fleet Audit

For full services information, please visit www.debetrekhealth.com.au/services/





REDEFINING HEALTHCARE TECHNOLOGY

Distributed by



T: +1-300-141-142 | W: www.debetrekhealth.com.au | E: sales@debetrekhealth.com.au